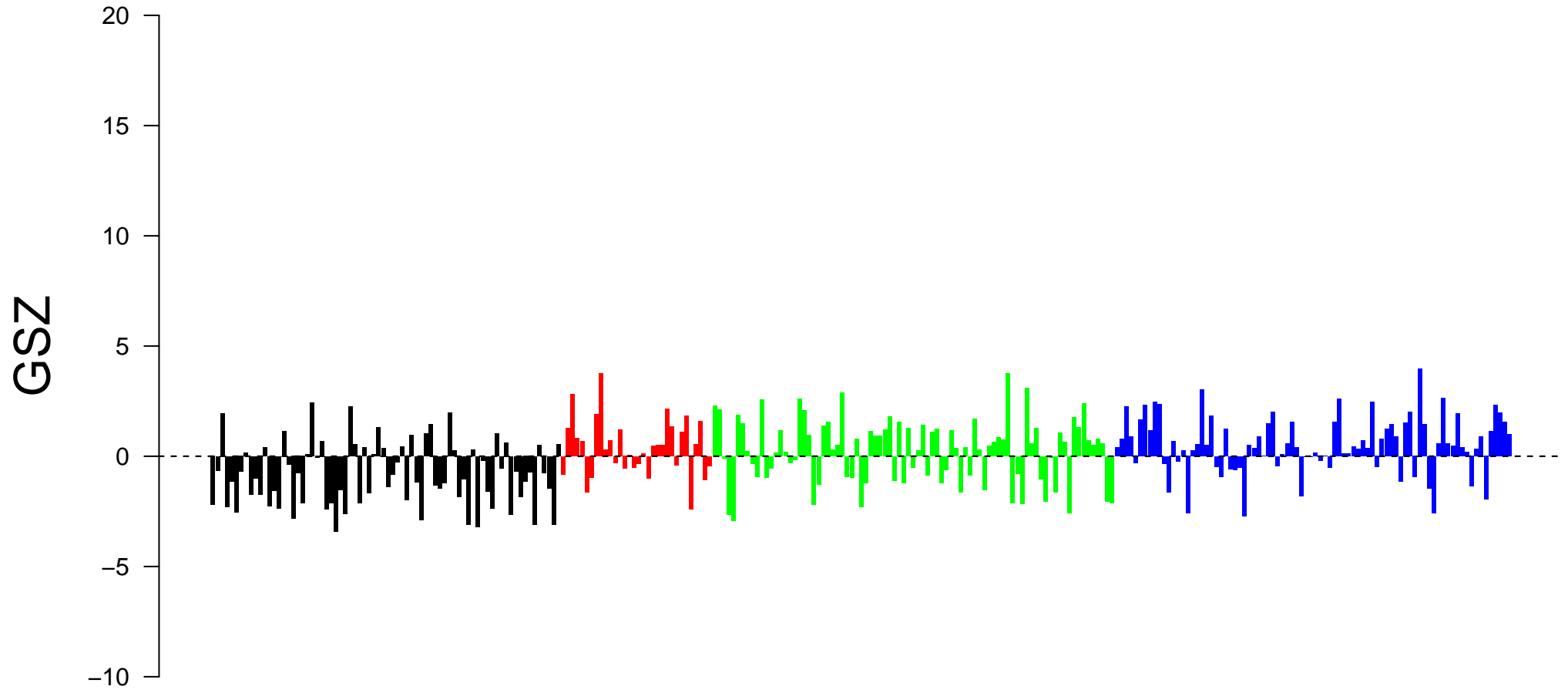
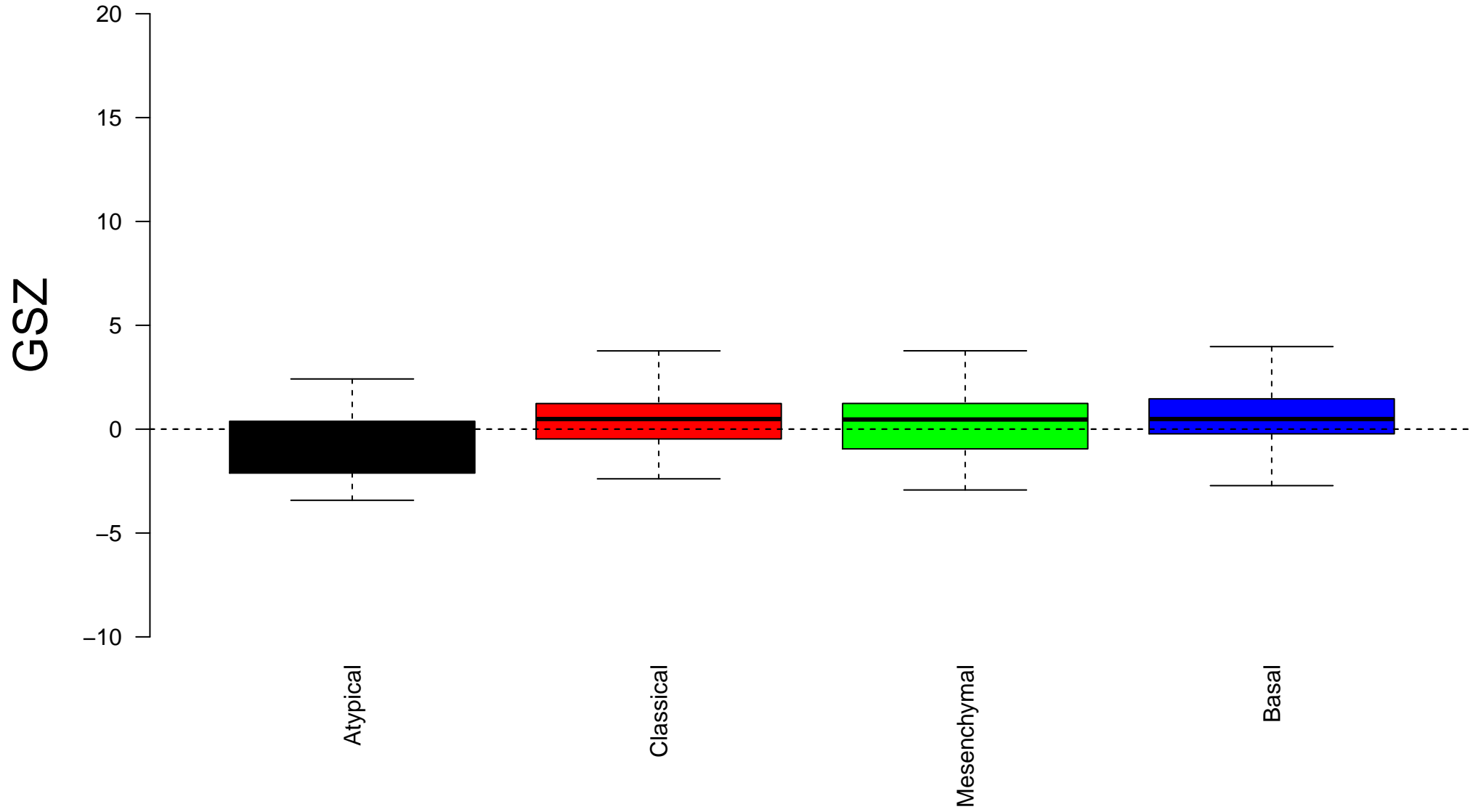


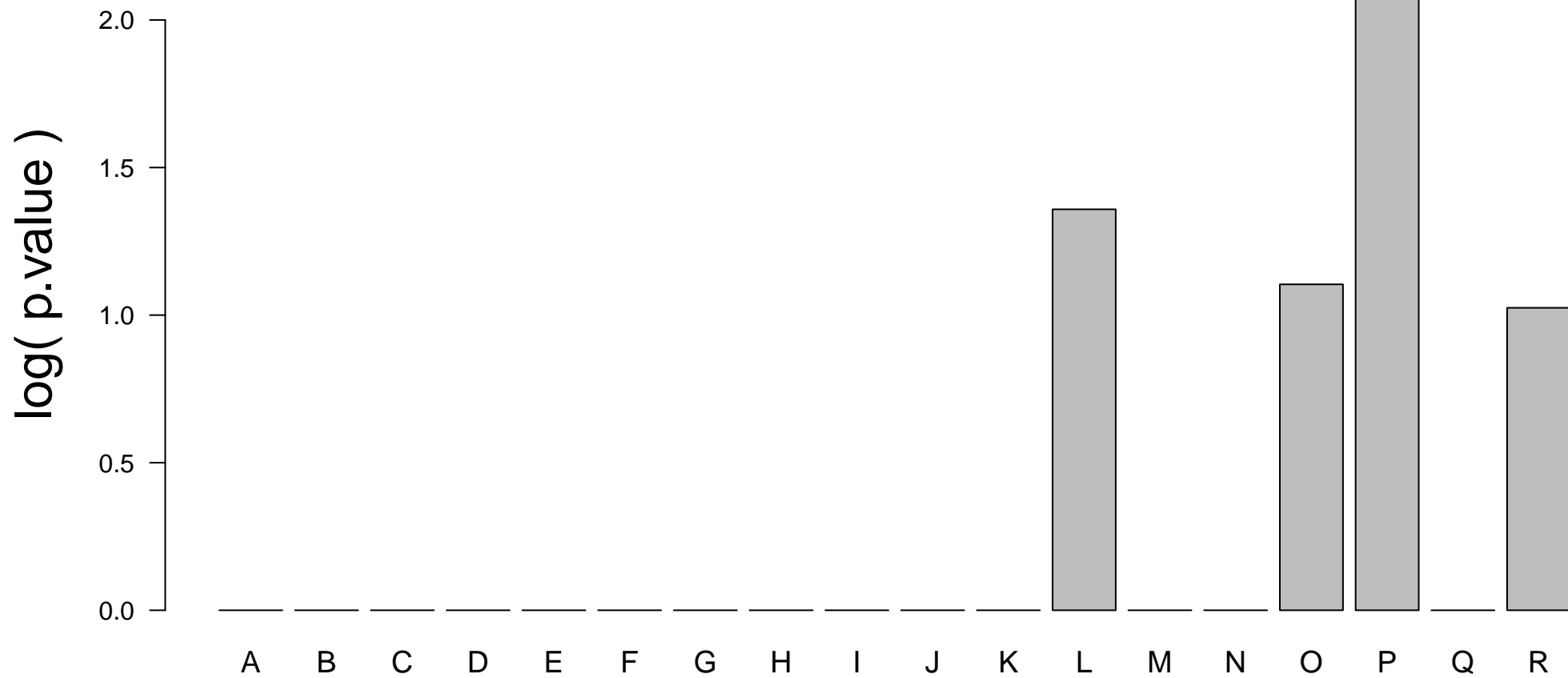
KYNG_DNA_DAMAGE_BY_4NQO



KYNG_DNA_DAMAGE_BY_4NQO



Enrichment in spots: KYNG_DNA_DAMAGE_BY_4NQO



Expression of KYNG_DNA_DAMAGE_BY_4NQO in Spot A

Δe

1.0
0.5
0.0
-0.5
-1.0



Expression of KYNG_DNA_DAMAGE_BY_4NQO in Spot B

Δe

1.0

0.5

0.0

-0.5

-1.0



Expression of KYNG_DNA_DAMAGE_BY_4NQO in Spot C

Δe

1.0

0.5

0.0

-0.5

-1.0



Expression of KYNG_DNA_DAMAGE_BY_4NQO in Spot D

Δe

1.0

0.5

0.0

-0.5

-1.0



Expression of KYNG_DNA_DAMAGE_BY_4NQO in Spot E

Δe

1.0

0.5


0.0

-0.5


-1.0



Expression of KYNG_DNA_DAMAGE_BY_4NQO in Spot F



Expression of KYNG_DNA_DAMAGE_BY_4NQO in Spot G



Expression of KYNG_DNA_DAMAGE_BY_4NQO in Spot H

Δe

1.0

0.5

0.0

-0.5

-1.0



Expression of KYNG_DNA_DAMAGE_BY_4NQO in Spot I

Δe

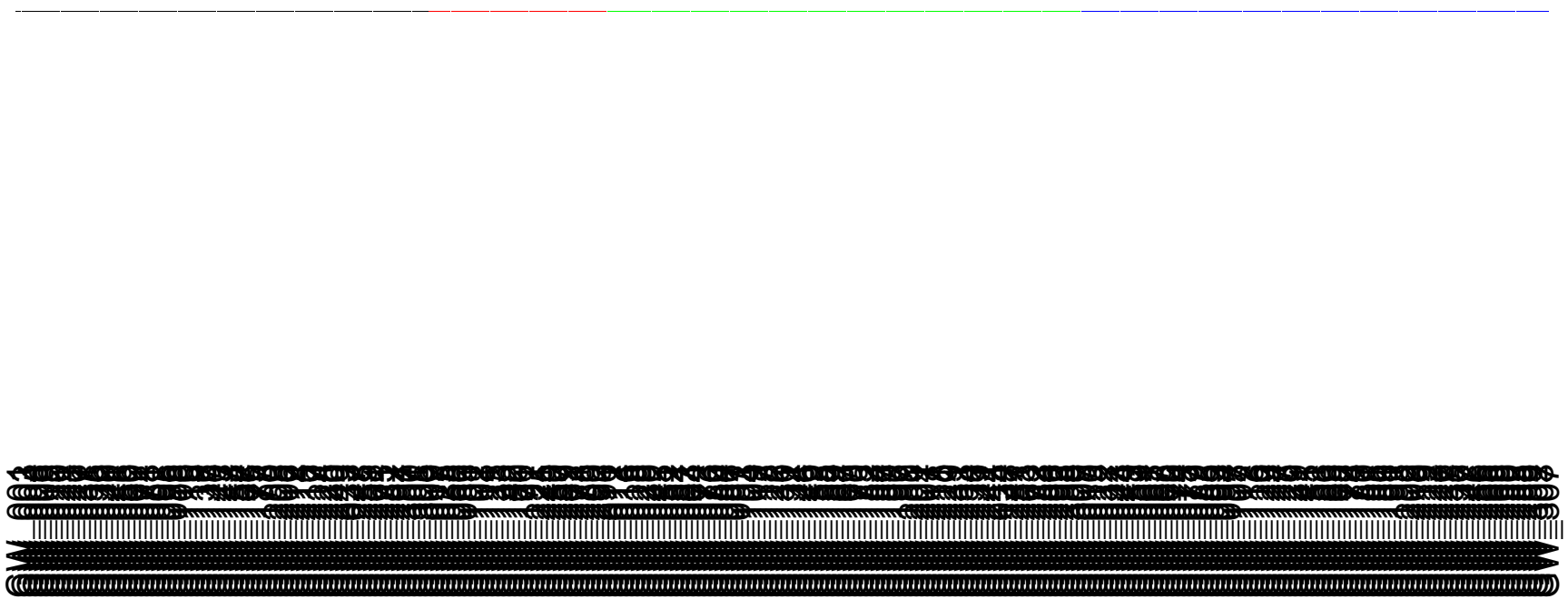
1.0

0.5


0.0

-0.5

-1.0



Expression of KYNG_DNA_DAMAGE_BY_4NQO in Spot J



Expression of KYNG_DNA_DAMAGE_BY_4NQO in Spot K

Δe


1.0
0.5
0.0
-0.5
-1.0



Expression of KYNG_DNA_DAMAGE_BY_4NQO in Spot L

Δe

1.0
0.5
0.0
-0.5
-1.0



Expression of KYNG_DNA_DAMAGE_BY_4NQO in Spot M

Δe

1.0

0.5

0.0

-0.5

-1.0



Expression of KYNG_DNA_DAMAGE_BY_4NQO in Spot N

Δe

1.0

0.5

0.0

-0.5

-1.0



Expression of KYNG_DNA_DAMAGE_BY_4NQO in Spot O

Δe

1.0

0.5

0.0

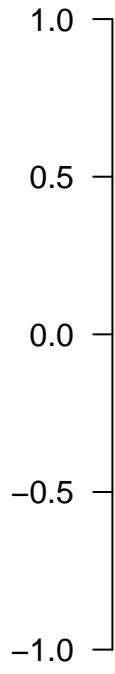
-0.5

-1.0



Expression of KYNG_DNA_DAMAGE_BY_4NQO in Spot P

Δe



Expression of KYNG_DNA_DAMAGE_BY_4NQO in Spot Q

Δe

1.0
0.5
0.0
-0.5
-1.0



Expression of KYNG_DNA_DAMAGE_BY_4NQO in Spot R

Δe

